

Figure 1
 Around the fireplace

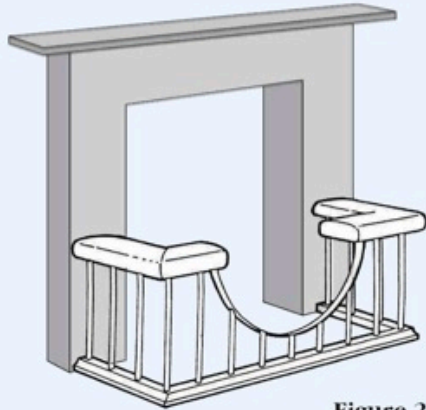


Figure 2
 In front of the fireplace

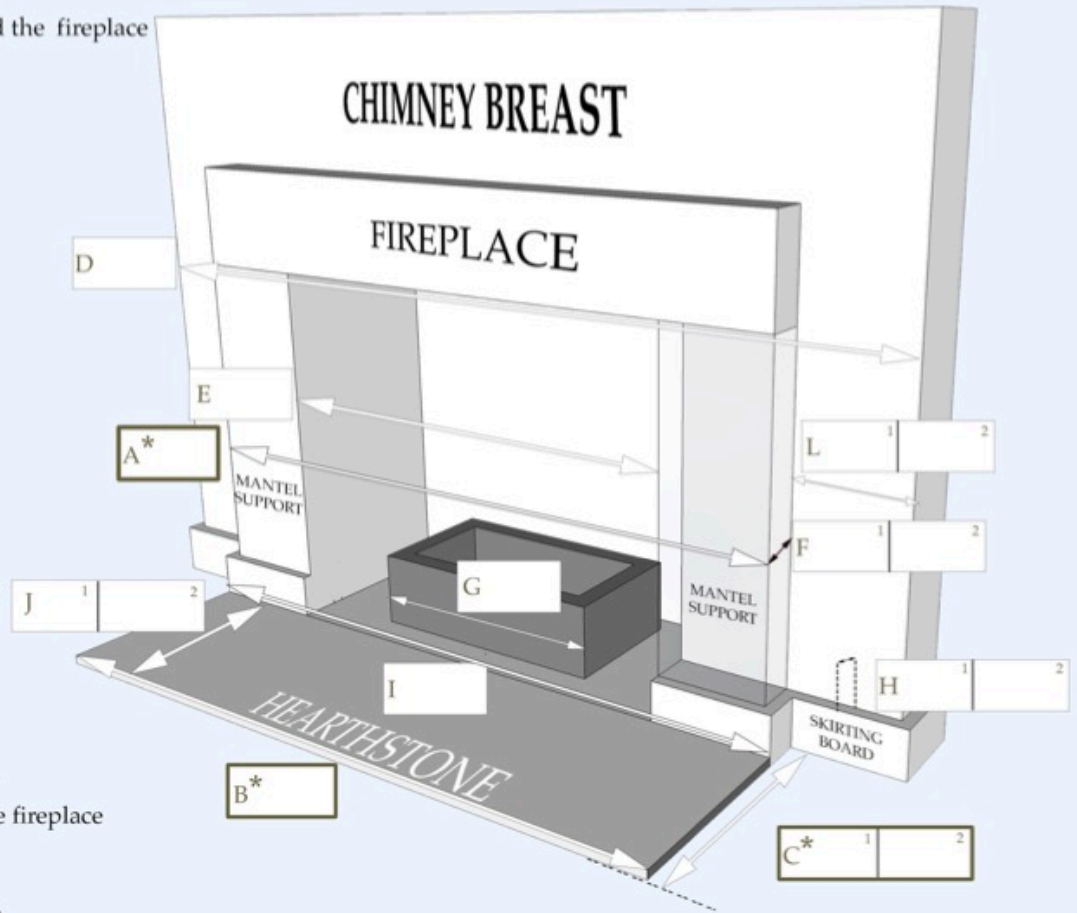


Figure 3

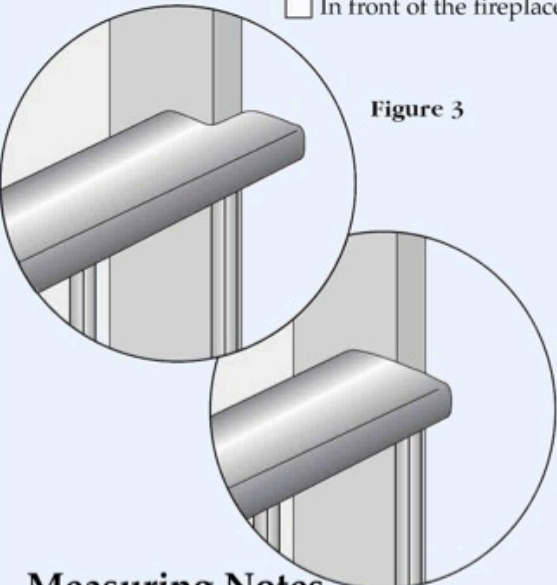


Figure 3

Measuring Notes

- In the first instance, please tick from figures 1 or 2 to show if you would like your fender to go in **front** of the fireplace or **around** the fireplace.
- Please ensure that measurement A is taken at the widest point, as the fender's base will fit around the hearthstone in most cases - some old, stone/brick hearths can have bits that stick out, or may be uneven.
- If the fender is to fit in a tight gap, seat cut outs may be used. Contact us for further details - see figure 3. You do not need to add any clearance, as we will add this.
- If there is any fitting (eg gas pipe, electric socket) which might effect the base butting up against the wall or skirting board, then please draw them in on the diagram above, showing both position and distance protruding.

- A Overall width of the fireplace at seat height. (e.g. 500mm from floor)
- B Width of hearthstone. None Flush Raised
- C Distance to the skirting board (or wall, if no skirting board) to the front of the hearthstone. C1 (Left hand side) C2 (Right hand side)
- D Overall width of the chimney breast, if applicable.
- E Width of fireplace opening.
- F Distance from wall to the front of mantel supports. F1 (Left hand side) F2 (Right hand side)
- G Width of the firebasket.
 Real fire Gas fire Wood burner Ornamental
- H Thickness of the skirting board, if applicable. H1 (Left hand side) H2 (Right hand side)
- I Overall width of the fireplace at floor level, if different to B, above.
- J Distance to the front of the fireplace. J1 (Left hand side) J2 (Right hand side)
- K Please enter your required seat height. _____
- L Distance between fireplace and chimney breast/ cabinets, if applicable. L1 (Left hand side) L2 (Right hand side)

● We shall cross-check your measurements and contact you if we find any discrepancies. Please do not worry that there may be a mistake - we know exactly where the critical points are and we shall not proceed with manufacture until we are absolutely clear. We have made many thousands over the past thirty years.

*** Prefer a quick Quote?**
 If you would prefer a quote, then just take a note of the measurements outlined above, (A,B and C only) and then contact us. Please also send /email a photograph.

MEASURING SERVICE
 For confirmed orders, we are happy to measure on site for you without charge, within a reasonable distance of either of our bases in Berkshire and Perthshire.